

## Sand & Water Table KT2002-00B \ KT2002-00C

Applicable age: for all ages

Dimension: 89 x 63 x 44-58cm (LxWxH)

Capacity: 4-6 people

### Features:

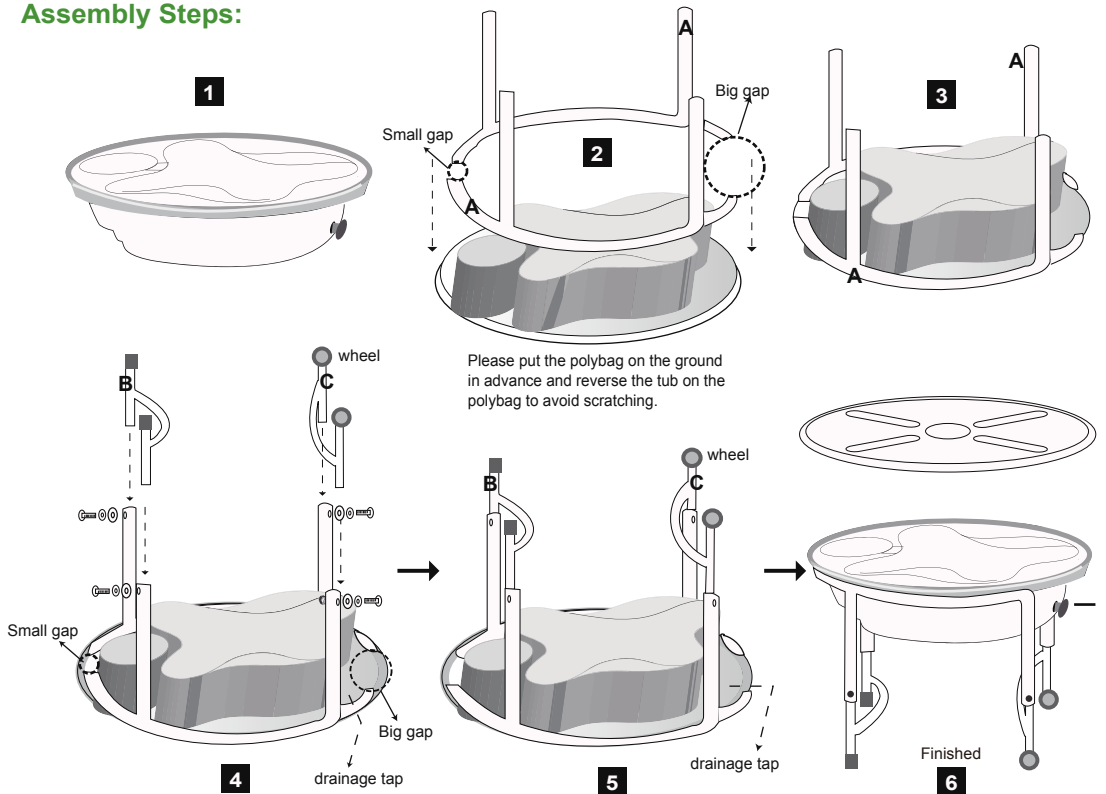
- ★ Flexible with locking casters attached to two legs for easy transport. All legs are adjustable to suit children's height.
- ★ The tub can be lifted right out for easy cleaning.
- ★ The lid can be used as a writing or drawing surface when filled with sand, or a storage shelf when placed underneath the tub on the rack.
- ★ The water flow can be controlled by the drainage plug. For fastest drainage, take the plug off.

### Functions:


- ★ Stimulates children's sense of touch and calms them down.
- ★ Helps children learn the essence of sand and water.
- ★ Promotes sharing and interaction among children.
- ★ Allows children to discover the joys of creativity and performance oriented games.




### Assembly Steps:

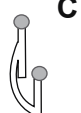



### Components:

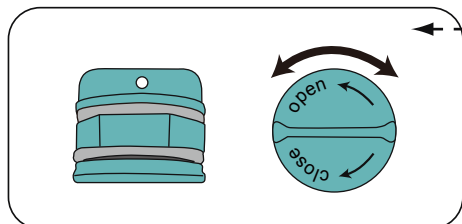
 × 4 pcs each part

**A**  
 × 2 pcs

**B**  
 × 1 pc

**C**  
 × 1 pc

 × 1 pc each part



The Sand & Water Table comes with a special plug. This must be screwed firmly into the unit. Once inserted, it has two settings- open and close.

- ★ The "close" setting is achieved by turning the plug fully anti-clockwise. This provides a watertight seal.
- ★ The "open" setting is achieved by twisting in a clockwise direction. This will allow a small stream of water to escape. For quicker emptying, fully unscrew the plug.

### Attention:

- ⊙ Use under adult's supervision.
- ⊙ Keep plastic wrapping away from children.
- ⊙ Keep away from fire.
- ⊙ Clean drainage tap thoroughly after use to ensure longevity of product.