



Mastering Number and Place Value

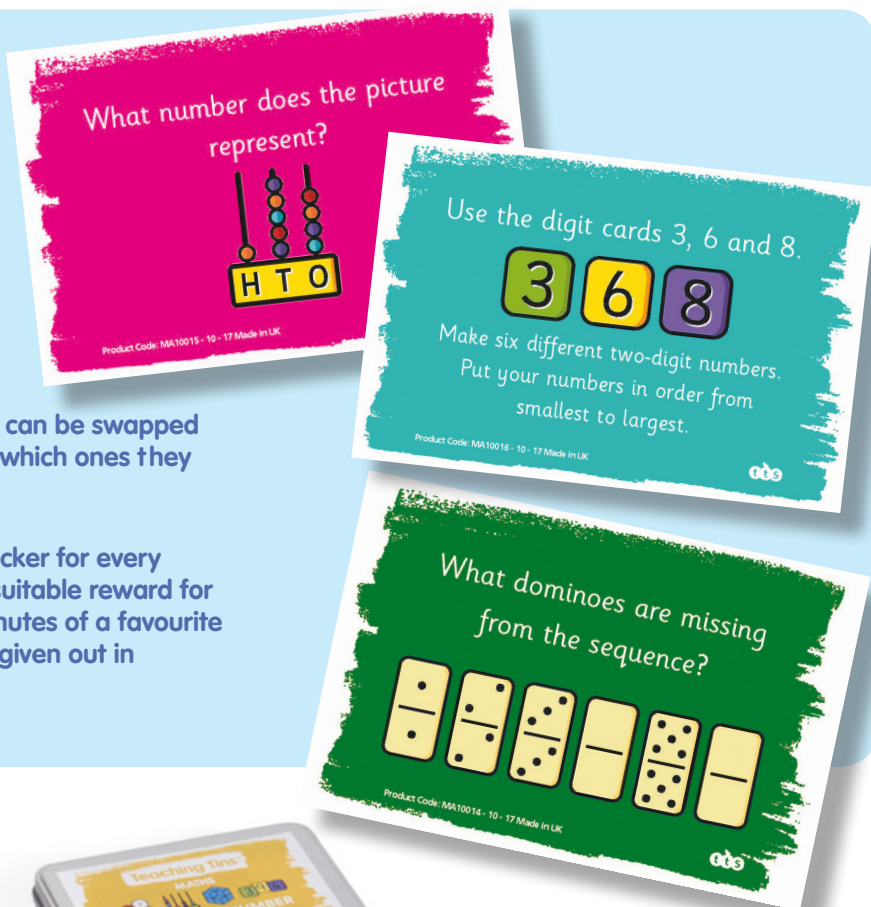
Use this chart as a lovely way to incentivise children as they catch-up on number and place value activities. There are 100 cards in each teaching tin and tins for each year group.

Getting Started

Individuals or small groups might work through a few cards every day with an adult as a way to close gaps and work through any areas of difficulty or misconceptions.

You might group the cards into 10 sets of 10 and name them set A, B etc. so that they can be swapped and children can keep track of which ones they have done.

The idea is to put a tick or a sticker for every activity completed. Think of a suitable reward for completing 100! Perhaps 15 minutes of a favourite activity or a special certificate given out in assembly?





Colour coordinated



Mastering Number and Place Value



1	11	21	31	41	51	61	71	81	91	You are now an official 'Number and Place Value' genius and may claim your reward!
2	12	22	32	42	52	62	72	82	92	
3	13	23	33	43	53	63	73	83	93	
4	14	24	34	44	54	64	74	84	94	
5	15	25	35	45	55	65	75	85	95	
6	16	26	36	46	56	66	76	86	96	
7	17	27	37	47	57	67	77	87	97	
8	18	28	38	48	58	68	78	88	98	
9	19	29	39	49	59	69	79	89	99	
10	20	30	40	50	60	70	80	90	100	
Give yourself 10 pats on the back!	Hop on one foot or skip 20 times to celebrate!	Well done! Colour this - 30	Say "I am good" 40 times!	Halfway through, Hurray for you! Draw some smiley faces on this sheet!	Bravo! Colour this - 60	To celebrate 70, an adult must tell a joke or do a silly dance for you	Wow! Give yourself 80 claps! You deserve them!	Incredible! Colour this - 90		



Colour coordinated