




Shape Activities Through Tangrams

What are Tangrams?


A Tangram is an ancient puzzle originating from China and consists of seven flat polygons or 'tans' – five triangles, a square and a parallelogram.

Tangrams are a brilliant resource to use with children of all ages, allowing them to learn about the properties of shapes and spatial relationships, geometrical terms, rotations and congruence - all whilst having fun. Of course, they will also help to develop children's problem solving skills and ability to reason.

Soft plastic tangram shapes are the best ones for children to manipulate, but the printable version might also be useful.

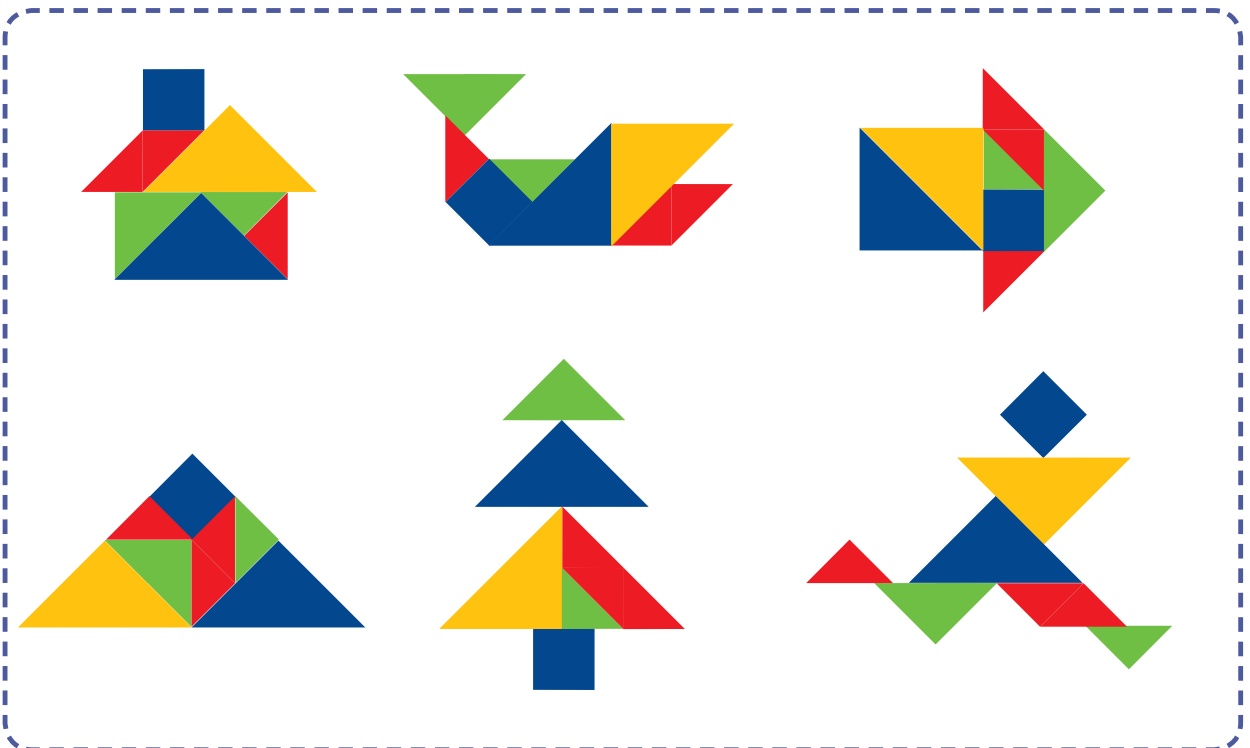
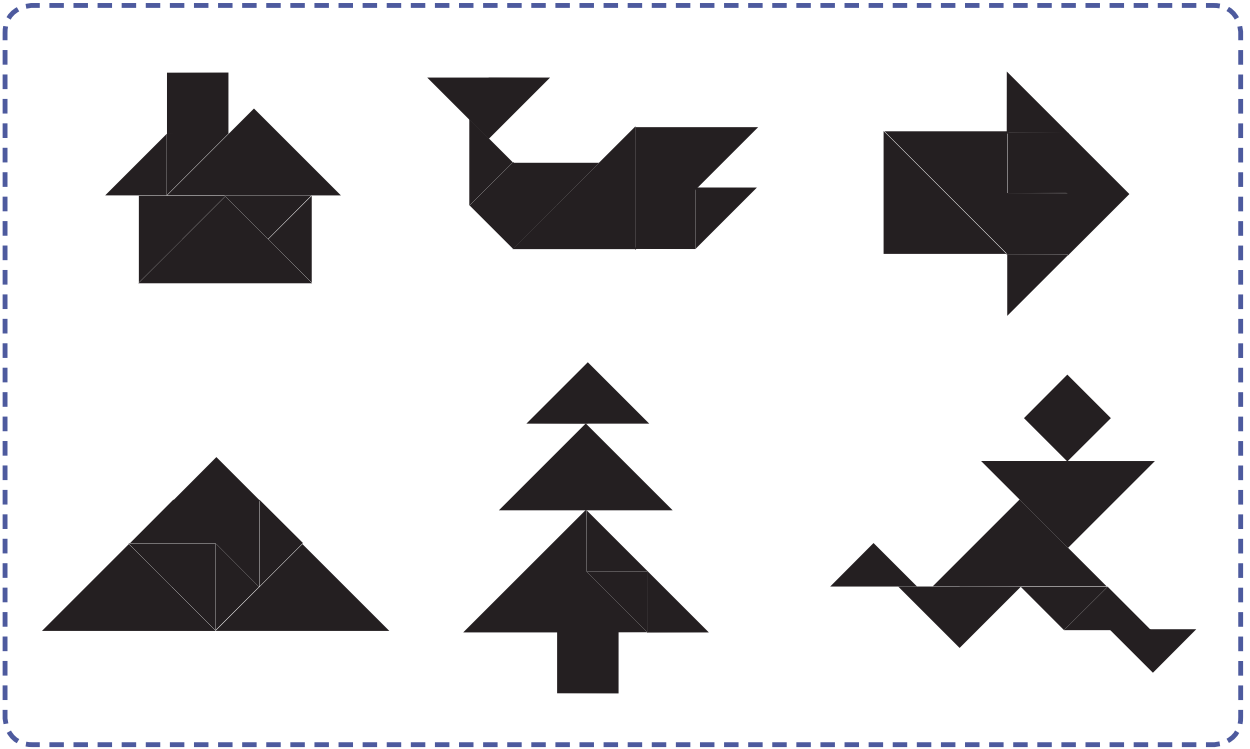


Using Tangrams



- Talk about the number of pieces and their shapes. Which ones are identical? Which are unique? You might mention the significance of the number 7 and how it is considered to be a lucky and spiritual number in many cultures.
- What type/s of triangle are included? Note their different sizes.
- Talk about the properties of the square and the parallelogram.
- Allow children to play with the pieces and make their own shapes and patterns. The idea is that all the shapes should be used in each creation.
- If children make a picture they particularly like, they could either draw round the pieces to keep a record of how it was made, or take a photograph. Maybe other children could try to re-create them.
- What shape was the puzzle originally in? Can children put all the pieces back into a square?
- There are 1000s of puzzles available at different levels of difficulty. Here are a few to get you started. They should be attempted without reference to the solutions, but they have been included too, just in case!

Shape Activities Through Tangrams





Shape Activities Through Tangrams

Printable Tangram

